

Traffic Signs



Red = Stop
Yellow = Slow down
Green = look both ways, then go



Stop sign

Completely stop at white line



Yield Sign

Slow down, Let other cars and pedestrians go first



No Bicycles Sign

Cannot ride bike on streets or sidewalks



Railroad Crossing Sign

Stop to look and listen for trains before crossing


Resources

More bike safety info can be found on the Secretary of State website:
cyberdriveillinois.com

City of Danville
cityofdanville.org/bike-danville


Vermilion County Health Department
200 College Street
Danville, IL 61823

Biker's Guide to Road Safety



Illinois Bicycle Rules

- When biking on the road, obey the same traffic laws and signals as motorists
- It is unlawful to ride on a bike in the opposite direction of traffic
- Pedestrians have right of way on sidewalks and crosswalks
- Cyclists must stop at the white line at a traffic light or stop sign



Safety Tips




- Wearing a helmet while biking is important to protect your head and brain
- Ride with both hands on the handlebars
- Keep to the right side of the road as much as possible
- Ride single file and only have one person riding on the bike

Required equipment for night riding
** A light seen from 500ft
** A rear red reflector seen from 600ft
** White or reflective clothing

Other Important Biking Facts

Cyclists on the road must stop for:

- A **school bus** with flashing lights and the stop arm in the outward position - cyclists must signal they are stopping
- **Emergency vehicles** with flashing lights and sirens- cyclists must pull off to the right and stop




Turn Signals

As a cyclist on the road, it is important to communicate with other motorists to show when you are stopping or turning



Right turn signal

- Make right turns from right turn lane
- Can also signal with right arm held straight out



Left turn signal

- Make left turns same as a vehicle
- If there is a left lane stay as far to the right in the lane as possible then proceed with turn when safe



Stopping signal

- In order to give motorists plenty of time to slow down it is important to signal about a third of a block before actually stopping or turning